

SECC ONLINE PLEDGING

Together We Care



secctexas.org



WHO IS ONLINE?

Agency No	Agency Name
101	Senate
102	House of Representatives
103	Texas Legislative Council
104	Legislative Budget Board
105	Legislative Reference Library
116	Sunset Advisory Commission
201	Supreme Court
211	Court of Criminal Appeals
212	Office of Court Admin
213	State Prosecuting Attorney
215	Office of Capital Writs
221	First Court of Appeals
222	Second Court of Appeals
223	Third Court of Appeals
224	Fourth Court of Appeals
225	Fifth District Court of Appeals
226	Sixth Court of Appeals
227	Seventh Court of Appeals
228	Eighth Court of Appeals
229	Ninth Court of Appeals
230	Tenth Court of Appeals
231	Eleventh Court of Appeals

232	Twelfth Court of Appeals
233	Thirteenth Court of Appeals
234	Fourteenth Court of Appeals
241	Comptroller's Judiciary Section
242	State Commission on Judicial Conduct
243	State Law Library 243
300	Governor's Office, Trustee Programs
301	Office of the Governor
302	Attorney General
304	Comptroller of Public Accounts
305	General Land Office
306	Texas State Library and Archives Commission
307	Secretary of State
313	Department of Information Resources
323	Teacher Retirement System of Texas
326	Texas Emergency Services Retirement System
329	Texas Real Estate Commission
332	Texas Department of Housing & Community Affairs
338	State Pension Review Board
352	Bond Review Board
356	Texas Ethics Commission
360	State Office of Administrative Hearings
362	Texas Lottery Commission

401	Texas Military Department
403	Texas Veterans Commission
405	Department of Public Safety
407	Texas Commission on Law Enforcement
448	Office of Injured Employee Counsel
452	Texas Department of Licensing and Regulation
454	Texas Department of Insurance
455	Railroad Commission of Texas
457	Texas State Board of Public Accountancy
458	Texas Alcoholic Beverage Commission
459	Board of Architectural Examiners
460	Texas Board of Professional Engineers
464	Texas Board of Professional Land Surveying
469	Credit Union Department
473	Public Utility Commission of Texas
475	Office of Public Utility Counsel
479	State Office of Risk Management
481	Texas Board of Professional Geoscientists
503	Texas Medical Board
508	Texas Board of Chiropractic Examiners
513	Texas Funeral Services Commission
515	Board of Pharmacy
520	Board of Examiners of Psychologists

529	Health and Human Services Commission
530	Department of Family and Protective Services
533	Executive Council of Physical and Occupational Therapy Examiners
537	Department of State Health Services
542	Cancer Prevention Research Institute of Texas
554	Texas Animal Health Commission
582	Texas Commission on Environmental Quality
608	Texas Department of Motor Vehicles
644	Texas Juvenile Justice Department
701	Texas Education Agency
752	University of North Texas
763	University of North Texas Health Science Center
769	University of North Texas System
771	Texas School for the Blind and Visually Impaired
772	Texas School for the Deaf
773	University of North Texas at Dallas
781	Texas Higher Education Coordinating Board
802	Parks and Wildlife Department
808	Texas Historical Commission
813	Texas Commission on the Arts
907	Comptroller, State Energy Conservation Office
930	Treasury Safekeeping Tr Co
	* Plus any institutions of Higher Ed that are using Giving Nexus (TWU, ACC, etc.)

STEP 1: TWO WAYS TO GET STARTED...

Option 1: Click your SECC Campaign area's online pledge link.

Ex: www.secctexasgiving.org/_Laredo/

The screenshot shows the Laredo SECC website homepage. At the top, it says "LAREDO SECC" with contact information: "P.O. Box 1711 • Laredo, TX 78041 • 956-723-9113 • www.secctexas.org/laredo". Below this is a navigation bar with "MAIN MENU", "PLEDGING", and "MY PLEDGES & PROFILE". The main content area features a banner with the text "Together We Care" and "For 25 years, State of Texas employees have embraced fellow Texans through the SECC... one gift at a time. you in? we are Texas strong". Below the banner is a "MAKE A PLEDGE" section with a green background, containing the text "First time visitors to this site, please register. Returning donors, please login." and two buttons: "NEW DONORS REGISTER HERE" and "EXISTING DONORS LOGIN HERE". At the bottom of the page, there are two buttons: "VIEW CAMPAIGN TOTALS" and "CONTACT US HERE". A "MESSAGE FROM LAREDO SECC" section is partially visible at the very bottom.

Option 2: If you don't know your SECC campaign area or don't have your area's online pledge link, go to www.secctexasgiving.org and select your SECC campaign area from the list.

The screenshot shows a "CAMPAIGN AREA" list titled "CAMPAIGN AREA LIST ORDERED ALPHABETICALLY BY NAME (CLICK ON ANY ONE BELOW TO NAVIGATE)". The list contains 20 rows of campaign areas, each with a name, address, city, state, and zip code. Below the list is a "MAP OF SECC CAMPAIGN AREAS" showing the state of Texas divided into 20 regions, each corresponding to a campaign area. The regions are: AHWAPILLO, BRUCEVILLE VALLEY, CAPITAL AREA, DALLAS METRO, DFW METROPOLIS, EAST TEXAS, EL PASO, GALVESTON, GREATER WEST TEXAS, HOUSTON, LAREDO, NORTH TEXAS, RIO GRANDE VALLEY, SAN ANTONIO, SOUTH PLAINS, TEXAS RIVER BELL, and WACO.

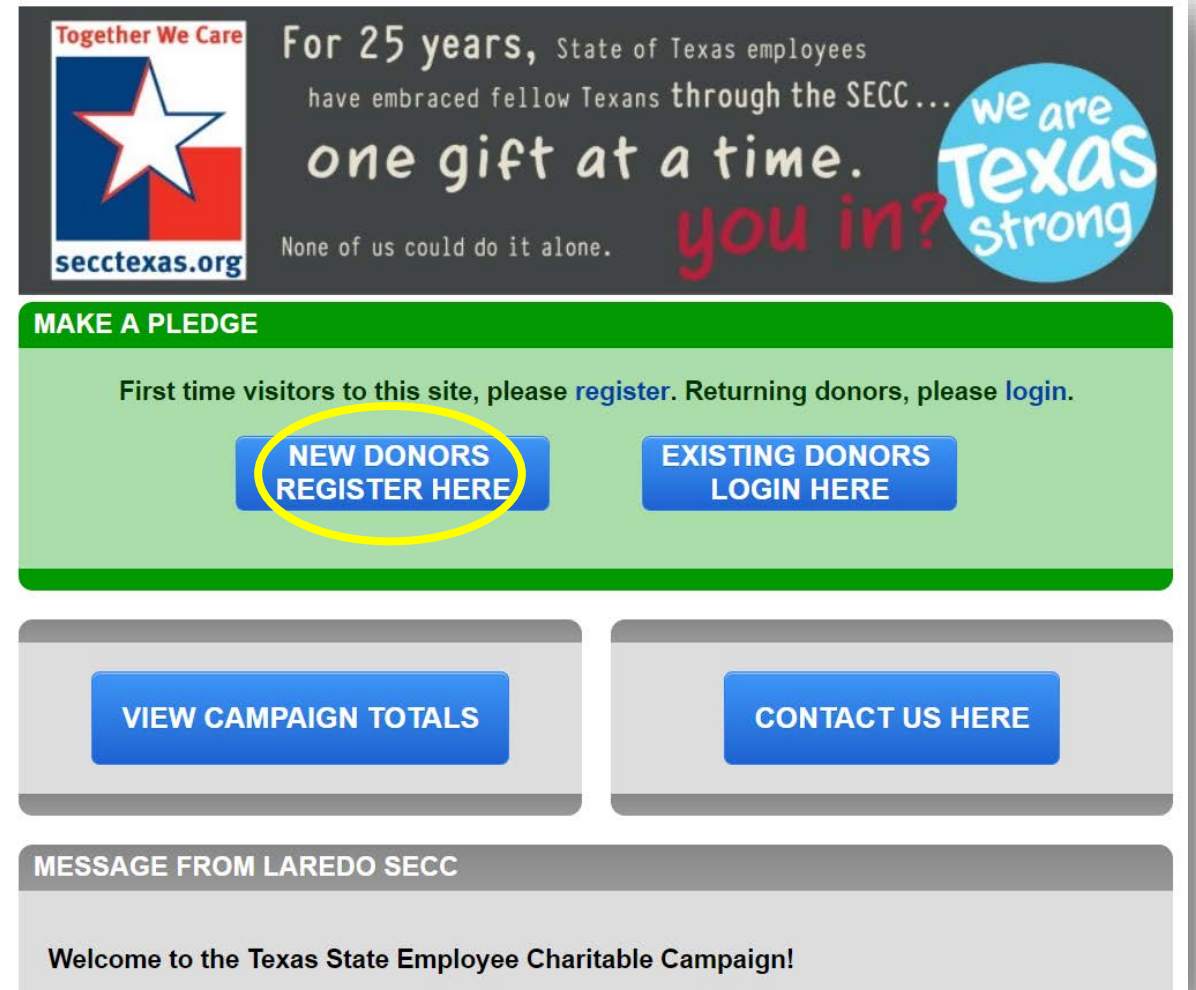
CAMPAIGN AREA NAME	ADDRESS	CITY	STATE	ZIP
AHWAPILLO BECC	8977 East Avenue	Ahwatitlan	TX	79916
BRUCEVILLE VALLEY BECC	1716 Bransford Drive	College Station	TX	77802
CAPITAL AREA BECC	P.O. Box 148843	Austin	TX	78714
DALLAS METRO BECC	7100 Lakeside Landing Drive	Lubbock	TX	79409
DFW METROPOLIS BECC	7100 Lakeside Landing Drive	Lubbock	TX	79409
EAST TEXAS BECC	7100 Lakeside Landing Drive	Lubbock	TX	79409
EL PASO BECC	101 N. Stanton	El Paso	TX	79901
GALVESTON BECC	2000 Market Street	Galveston	TX	77550
GREATER WEST TEXAS BECC	7910 East Marko Luther King Jr. Blvd	Paducah	TX	79752
HOUSTON BECC	7100 Lakeside Landing Drive	Lubbock	TX	79409
LAREDO BECC	P.O. Box 1711	Laredo	TX	78041
NORTH TEXAS BECC	2214 Twining Lane	Denton	TX	76205
RIO GRANDE VALLEY BECC	913 W. Parker Blvd	Midland	TX	79701
SAN ANTONIO BECC	395 S. Flores	San Antonio	TX	78205
SOUTH PLAINS BECC	1888 Main Street	Lubbock	TX	79401
TEXAS RIVER BELL BECC	7425 Sam Houston Ave.	Weslaco	TX	77720
WACO BECC	P.O. Box 148843	Austin	TX	78714

FAQ: If you don't know which SECC campaign area you are located in, please refer to the map. Select the campaign area that your office is physically located in.

STEP 1: TELL US WHO YOU ARE

Once you are ready, you will need to **click on the REGISTER button.**

FAQ: The pledge form cannot be **partially saved.** It must be filled out in one sitting. If you need to access the web site later in the campaign, click login and enter your username & password.



The screenshot shows the top section of the SECC Texas website. At the top left is the logo with a star and the text "Together We Care" and "secctexas.org". To the right is a banner with the text: "For 25 years, State of Texas employees have embraced fellow Texans through the SECC... one gift at a time. you in? we are Texas strong". Below the banner is a green bar with the text "MAKE A PLEDGE" and "First time visitors to this site, please register. Returning donors, please login." Underneath are two blue buttons: "NEW DONORS REGISTER HERE" (circled in yellow) and "EXISTING DONORS LOGIN HERE". Below these are two more blue buttons: "VIEW CAMPAIGN TOTALS" and "CONTACT US HERE". At the bottom is a grey bar with the text "MESSAGE FROM LAREDO SECC" and "Welcome to the Texas State Employee Charitable Campaign!"

Together We Care
secctexas.org

For 25 years, State of Texas employees
have embraced fellow Texans through the SECC...
one gift at a time.
None of us could do it alone. you in? we are Texas strong

MAKE A PLEDGE

First time visitors to this site, please [register](#). Returning donors, please [login](#).

NEW DONORS REGISTER HERE **EXISTING DONORS LOGIN HERE**

VIEW CAMPAIGN TOTALS **CONTACT US HERE**

MESSAGE FROM LAREDO SECC

Welcome to the Texas State Employee Charitable Campaign!

STEP I: TELL US WHO YOU ARE

Click on your employer and then select your work location.

FAQ: If your work location does not appear, contact your local campaign manager (*contact info at the top left of page*).

REGISTER FOR AMARILLO SECC

SELECT YOUR EMPLOYER BELOW

SEARCH EMPLOYER BY KEYWORD, NAME, ADDRESS, ETC

227 - Seventh Court of Appeals	SHOW
304 - Comptroller of Public Accounts	HIDE
<input checked="" type="radio"/> Comptroller of Public Accounts 304 Amarillo Audit Office - ID:4515 7120 140 W, Bldg A, Ste 220, Amarillo TX 79106	
405 - Department of Public Safety	SHOW
529 - Health and Human Services Commission	SHOW
530 - Department Family & Protective Services	SHOW
537 - Texas Department of State Health Services	SHOW

current

COMPLETE YOUR REGISTRATION ALL FIELDS ARE REQUIRED

pending

STEP 1: TELL US WHO YOU ARE

You must have a state-issued work email address to be able to register.

(ex: jane.doe@cpa.texas.gov)

Choose the ending of your email address

(ex: "...state.tx.us:" or "texas.gov" and then fill out the rest of your address.

Keep a record of your username & password.

FAQ: If there are errors in the email address you enter, you will not receive a confirmation email and will not be able to gain access to make your pledge. If you incorrectly entered your email address, contact your local campaign manager (*contact info at the top left of the page*).

REGISTER FOR CAPITAL AREA SECC

YOU SELECTED: 211 - COURT OF CRIMINAL APPEALS / COURT OF CRIMINAL APPEALS - ID:8342 [change](#)

completed

COMPLETE YOUR REGISTRATION

ALL FIELDS ARE REQUIRED

IMPORTANT: State-issued work email addresses are used to confirm employees' identities for online pledges. If you do not have a state agency-issued email address, you will need to make your contribution by using a paper pledge form.

TITLE
Ms.

FIRST NAME MIDDLE INITIAL LAST NAME
Jane E Doe

YOUR EMAIL CAN END IN ANY OF THE FOLLOWING SUFFIXES
[.edu](#), [.state.tx.us](#), [.texas.gov](#), [.gov](#), [.mil](#)
- OR -
YOUR EMAIL CAN BE AT ANY OF THE FOLLOWING DOMAINS
[STARBASEAustin.org](#), [isisd.net](#), [ricecisd.org](#)

ENTER YOUR EMAIL ADDRESS
jane.doe @ ccapeals .texas.gov

CONFIRM YOUR EMAIL ADDRESS
jane.doe @ ccapeals .texas.gov

USERNAME/LOGIN case sensitive
jdoe

PASSWORD case sensitive / min 6 characters
.....

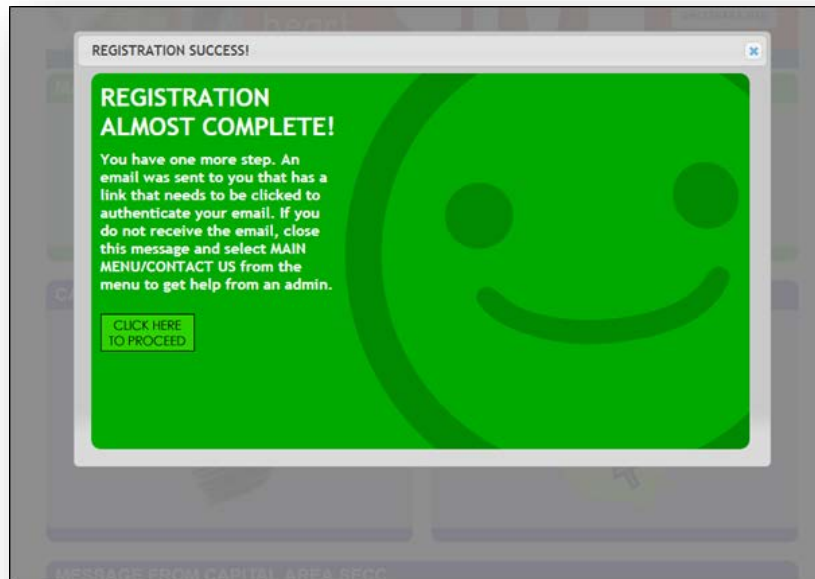
CONFIRM PASSWORD case sensitive / min 6 characters
.....

[click here to complete your registration](#)

current

STEP 1: TELL US WHO YOU ARE

Once you have registered, you will receive a confirmation email.



FAQ: If you do not receive an email, contact your agency's SECC campaign coordinator. It could be that your agency's spam filter is not allowing the email through.

Click on the link provided to log-in with your username & password.

A banner for the SECC Texas Giving Pledging System. On the left is the logo "Together We Care" with a star and the website "secctexas.org". The main text reads: "For 25 years, State of Texas employees have embraced fellow Texans through the SECC... one gift at a time. you in? We are Texas Strong". Below the banner, it says "Jane, thank you for registering at the Capital Area SECC's SECC Texas Giving Pledging System!" and "Your login is: JDoe123". At the bottom, a blue link "Please log into the site with your username and password by clicking here." is circled in yellow.

STEP 2: DETERMINE YOUR IMPACT

Click the **Payroll Contribution** option, the correct number of paychecks that you receive, and the amount that you want to give each pay period.

Most state agencies have a monthly payroll. Some Higher Ed employees have 9 payroll periods, while others have 12.

When you are done, click on **GO TO NEXT STEP**.

FAQ: To make a check or cash gift, please use a paper pledge form. Contact your agency's SECC Campaign Coordinator.

The screenshot shows a web form titled "SELECT A PLEDGE TYPE" with a "CURRENT" status indicator in the top right corner. The form contains the following sections:

- PLEDGE TYPE:** A radio button is selected for "Payroll Contribution".
- PLEASE SELECT A PAYROLL PERIOD:** Three radio button options are listed: "Some Higher Ed employees (x9 pay periods)", "(2x a month) State Schools & Hospitals (x24 pay periods)", and "Most state & some Higher Ed employees (x12 pay periods)". The third option is selected.
- AMOUNT PER PAY PERIOD:** A text input field contains the value "20", followed by ".00". A note below the field states: "whole numbers only, decimals are not allowed. Example: 9, 19, 29, 39, 99 etc." The entire input area is circled in yellow.
- TOTAL ANNUAL GIFT:** The value "\$240" is displayed. Below it, a note reads: "(amount equals the amount per pay period x pay period. In the next step this amount will be allocated among the charities you select.) The minimum total pledge amount is \$18.00".
- GO TO NEXT STEP:** A blue button with white text is located at the bottom right of the form, circled in yellow.

Below the main form area, there are two orange horizontal bars:

- The first bar is labeled "ADDITIONAL INFORMATION" and has "PENDING" written in the top right corner.
- The second bar is labeled "RELEASE OF INFORMATION OPTIONS" and has "PENDING" written in the top right corner.

STEP 3: CHOOSE YOUR CHARITY

When selecting the charity(ies) that you would like for your pledge to benefit, remember, you have several options for looking up your charity.

Click on SEARCH MODE to search among all SECC charities by:

- Keywords in the charity's name or description
- Area of Texas that the charity serves
- Charity name
- Charity code number
- Any federations that the charity may be part of

*Search examples can be found on the following slides.

Searching by keyword(s)...

The screenshot shows the SECC website search interface. At the top, there is a navigation bar with 'MAIN MENU', 'PLEDGING', and 'MY PLEDGES & PROFILE'. A search bar is highlighted with a yellow oval, containing the text 'children' and a 'PERFORM SEARCH' button. Below the search bar, there are buttons for 'FEDERATION LIST', 'SEARCH MODE', and 'VIEW INFORMATION ON CHARITY DESIGNATIONS'. The search results are displayed in a list format, showing the name of the charity, the number of results found, and the org code. The results are as follows:

Charity Name	Results	Org Code
WORLD VISION	(1 of 307)	040377
FAMILY PROMISE OF BRYAN COLLEGE STATION, INC.	(2 of 307)	250017
LUBBOCK CHILDREN'S HEALTH CLINIC	(3 of 307)	353012
CHILDREN'S MIRACLE NETWORK HOSPITALS	(4 of 307)	430035
SALVATION ARMY, THE, AUSTIN AREA COMMAND	(5 of 307)	228231
ALL BLIND CHILDREN OF TEXAS	(6 of 307)	228159
100 CLUB OF SAN ANTONIO	(7 of 307)	413181
CHILDREN'S GRIEF CENTER OF EL PASO	(8 of 307)	303026

STEP 3: CHOOSE YOUR CHARITY

There are **two ways to allocate your contribution** to the charity(ies) that you selected:

- 1) **Distribute your gift evenly** or
- 2) **Designate specific amounts** in each field.

FAQ: As you enter the amounts, there is a helpful **running total** at the bottom to show how much you have designated out of your total gift and how much remains.

The system will not allow you to proceed until the remaining balance is zero.

ALLOCATE FUNDS TO EACH OF YOUR SELECTED CHARITIES BELOW
ALLOCATE \$240 TO THE 3 CHARITIES YOU HAVE ADDED
EVERY CHARITY NEEDS AN ANNUAL ALLOCATION AMOUNT.

REMOVE CHARITY	AMERICAN YOUTHWORKS CHARITY CODE 471056	\$ <input type="text" value="00"/>
REMOVE CHARITY	ST. JUDE'S RANCH FOR CHILDREN, TEXAS REGION CHARITY CODE 470084	\$ <input type="text" value="00"/>
REMOVE CHARITY	PEOPLE'S COMMUNITY CLINIC, INC. CHARITY CODE 471024	\$ <input type="text" value="00"/>

DISTRIBUTE ALLOCATION REMAINDER EVENLY CLEAR ALL ALLOCATIONS

SUM OF ALL ALLOCATIONS: \$0
TOTAL PLEDGE AMOUNT: \$240
REMAINING BALANCE: \$240

GO TO PREV STEP GO TO NEXT STEP

QUESTIONNAIRE PENDING

ALLOCATE FUNDS TO EACH OF YOUR SELECTED CHARITIES BELOW
ALLOCATE \$240 TO THE 3 CHARITIES YOU HAVE ADDED
EVERY CHARITY NEEDS AN ANNUAL ALLOCATION AMOUNT.

REMOVE CHARITY	AMERICAN YOUTHWORKS CHARITY CODE 471056	\$ <input type="text" value="00"/>
REMOVE CHARITY	ST. JUDE'S RANCH FOR CHILDREN, TEXAS REGION CHARITY CODE 470084	\$ <input type="text" value="00"/>
REMOVE CHARITY	PEOPLE'S COMMUNITY CLINIC, INC. CHARITY CODE 471024	\$ <input type="text" value="00"/>

DISTRIBUTE ALLOCATION REMAINDER EVENLY CLEAR ALL ALLOCATIONS

SUM OF ALL ALLOCATIONS: \$0
TOTAL PLEDGE AMOUNT: \$240
REMAINING BALANCE: \$240

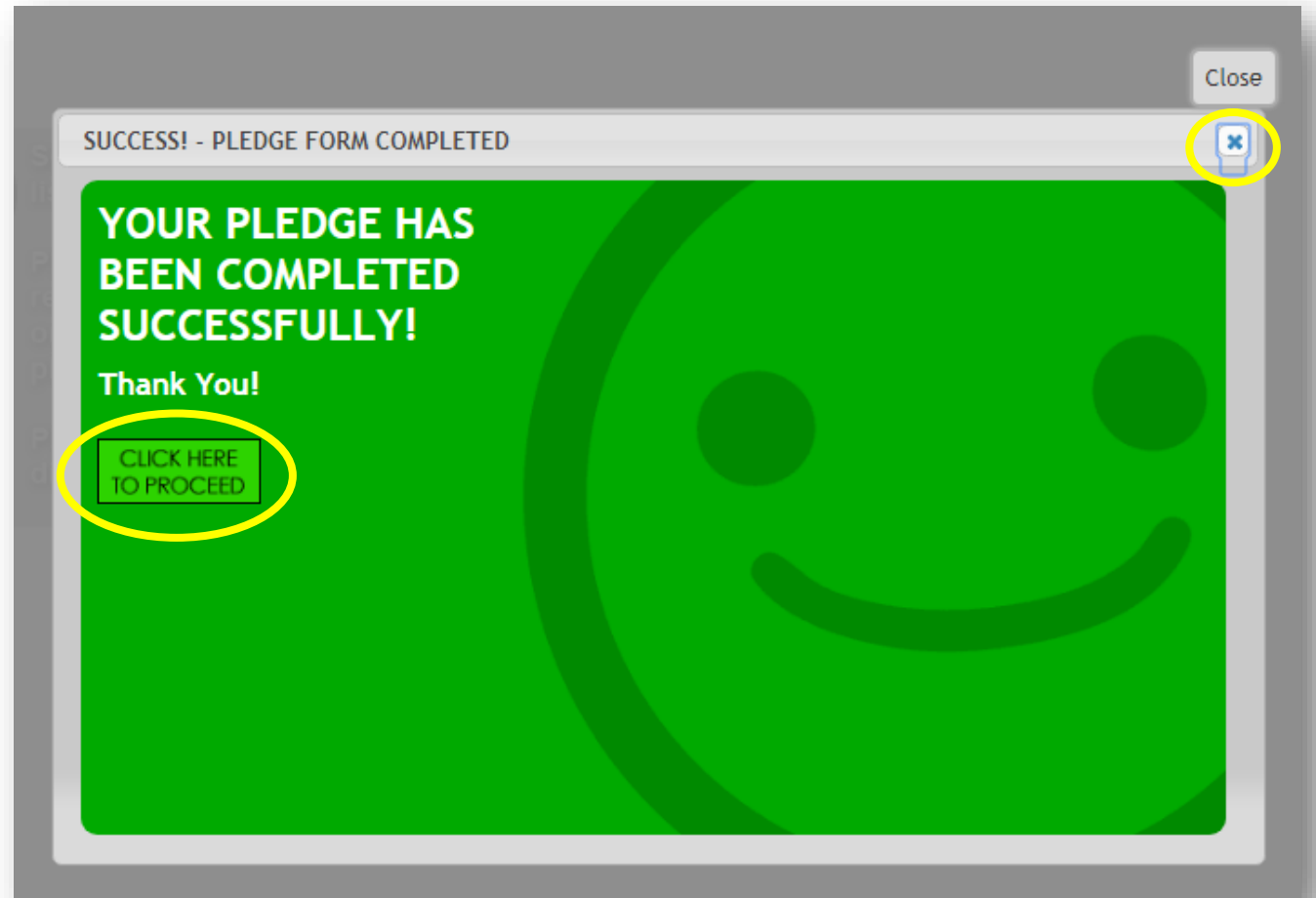
GO TO PREV STEP GO TO NEXT STEP

QUESTIONNAIRE PENDING

STEP 3: CHOOSE YOUR CHARITY

When your pledge has been completed successfully, you will see a green smiley face window.

Click on the X to close the window, or click on [CLICK HERE TO PROCEED](#) for options on printing a copy of your pledge.



STEP 3: CHOOSE YOUR CHARITY

You will receive a thank you message to the email address that you provided **thanking you for contributing, along with a summary of your gift.**



Greg, thank you for your generosity!

Your gift is an investment and will have a positive impact in our community and in our world. Best of all, it's for the causes that are important to you.

Thank you for showing that you care.

PLEDGE NUMBER: 142892

PLEDGE DATE: AUG 21, 2018

LAST NAME, FIRST NAME	EMPLOYER / LOCATION	SSN/Employee ID
Bennett, Greg	211 - Court of Criminal Appeals Court of Criminal Appeals (Austin)	██████████
DONOR EMAIL		

You will also receive an email that you can **forward to a co-worker, encouraging them to consider contributing.**



THAT'S IT!
YOU ARE DONE!



For 25 years,
State of Texas employees
have embraced fellow Texans
through the SECC.

{ one GIFT at a time }

Thank
you
secctexas.org

None of us
could do it
alone.

QUESTIONS?

SECC Local Campaign Managers:

https://www.secctexas.org/contact/local_campaign_managers